

Target Species

Based on 357,037 complete checklists

604 species observed in California, US (region/US-CA) in **Sep** that you need for your **World Life List**

1. Black Phoebe	48.99% frequency
2. House Finch	45.66%
3. Anna's Hummingbird	43.51%
4. American Crow	38.99%
5. California Scrub-Jay	36.39%
6. Mourning Dove	33.70%
7. Song Sparrow	31.65%
8. California Towhee	31.41%
9. Lesser Goldfinch	29.46%
10. Turkey Vulture	28.35%
11. Common Raven	26.40%
12. Mallard	25.29%
13. Bushtit	23.97%
14. Bewick's Wren	22.76%
15. Red-tailed Hawk	22.17%
16. European Starling	21.95%
17. Nuttall's Woodpecker	21.31%
18. Western Gull	21.12%
19. White-crowned Sparrow	20.51%
20. Yellow Warbler	20.08%

21. Orange-crowned Warbler	<u>20.07%</u>
22. Great Egret	<u>19.97%</u>
23. Double-crested Cormorant	<u>19.61%</u>
24. Great Blue Heron	<u>18.35%</u>
25. Spotted Towhee	<u>17.90%</u>
26. Killdeer	<u>17.77%</u>
27. Dark-eyed Junco	<u>17.67%</u>
28. Chestnut-backed Chickadee	<u>17.52%</u>
29. Northern Mockingbird	<u>16.78%</u>
30. Common Yellowthroat	<u>16.28%</u>
31. Acorn Woodpecker	<u>16.26%</u>
32. Snowy Egret	<u>16.16%</u>
33. Oak Titmouse	<u>15.92%</u>
34. Red-shouldered Hawk	<u>15.49%</u>
35. Rock Pigeon	<u>15.35%</u>
36. Wilson's Warbler	<u>14.77%</u>
37. Red-winged Blackbird	<u>14.66%</u>
38. Eurasian Collared-Dove	<u>14.32%</u>
39. Western Bluebird	<u>14.22%</u>
40. Brown Pelican	<u>14.07%</u>
41. American Coot	<u>13.57%</u>
42. Canada Goose	<u>13.51%</u>
43. Brewer's Blackbird	<u>13.22%</u>
44. California Gull	<u>13.08%</u>
45. House Wren	<u>13.06%</u>

46.	Barn Swallow	<u>12.72%</u>
47.	Steller's Jay	<u>12.67%</u>
48.	Northern Flicker	<u>12.47%</u>
49.	Pied-billed Grebe	<u>12.45%</u>
50.	Western Tanager	<u>11.65%</u>
51.	White-breasted Nuthatch	<u>11.39%</u>
52.	Downy Woodpecker	<u>11.35%</u>
53.	Western Flycatcher	<u>11.35%</u>
54.	Townsend's Warbler	<u>11.24%</u>
55.	American Kestrel	<u>11.24%</u>
56.	Wrentit	<u>11.16%</u>
57.	Belted Kingfisher	<u>11.03%</u>
58.	House Sparrow	<u>10.95%</u>
59.	American Robin	<u>10.67%</u>
60.	Least Sandpiper	<u>10.37%</u>
61.	California Quail	<u>10.34%</u>
62.	Savannah Sparrow	<u>10.19%</u>
63.	Cooper's Hawk	<u>10.16%</u>
64.	Yellow-rumped Warbler	<u>10.06%</u>
65.	Greater Yellowlegs	<u>9.16%</u>
66.	Allen's Hummingbird	<u>9.00%</u>
67.	American Goldfinch	<u>8.73%</u>
68.	Warbling Vireo	<u>8.42%</u>
69.	Say's Phoebe	<u>8.08%</u>
70.	Western Sandpiper	<u>7.80%</u>

71.	Black-crowned Night Heron	7.56%
72.	Willet	7.53%
73.	Black-necked Stilt	7.52%
74.	Marbled Godwit	7.01%
75.	Heermann's Gull	6.86%
76.	Northern Shoveler	6.79%
77.	Hutton's Vireo	6.79%
78.	Band-tailed Pigeon	6.51%
79.	Pygmy Nuthatch	6.48%
80.	Black-throated Gray Warbler	6.40%
81.	Spotted Sandpiper	6.30%
82.	Red-breasted Nuthatch	6.17%
83.	California Thrasher	6.13%
84.	American White Pelican	6.08%
85.	Ring-billed Gull	6.08%
86.	Osprey	6.02%
87.	Red-necked Phalarope	5.90%
88.	Western Wood-Pewee	5.83%
89.	Cassin's Kingbird	5.69%
90.	Brandt's Cormorant	5.57%
91.	Elegant Tern	5.49%
92.	Green Heron	5.37%
93.	Marsh Wren	5.22%
94.	Long-billed Curlew	5.19%
95.	Gadwall	5.15%

96.	Northern Harrier	5.11%
97.	Hairy Woodpecker	5.10%
98.	Black-bellied Plover	5.04%
99.	Scaly-breasted Munia	4.92%
100.	Blue-gray Gnatcatcher	4.88%
101.	American Avocet	4.87%
102.	Cedar Waxwing	4.78%
103.	Brown Creeper	4.74%
104.	Caspian Tern	4.68%
105.	Willow Flycatcher	4.59%
106.	Lincoln's Sparrow	4.59%
107.	White-tailed Kite	4.59%
108.	Whimbrel	4.51%
109.	Ruddy Duck	4.43%
110.	Semipalmated Plover	4.41%
111.	Golden-crowned Sparrow	4.31%
112.	Cinnamon Teal	4.28%
113.	Western Meadowlark	4.25%
114.	Mountain Chickadee	4.20%
115.	White-faced Ibis	4.12%
116.	Black-headed Grosbeak	3.77%
117.	Eared Grebe	3.76%
118.	Green-winged Teal	3.74%
119.	Long-billed Dowitcher	3.73%
120.	Peregrine Falcon	3.73%

121.	Forster's Tern	3.71%
122.	Western Grebe	3.57%
123.	Fox Sparrow	3.41%
124.	Brown-headed Cowbird	3.40%
125.	Black Turnstone	3.28%
126.	Great Horned Owl	3.28%
127.	Violet-green Swallow	3.20%
128.	Northern Pintail	3.17%
129.	Great-tailed Grackle	3.03%
130.	Ruby-crowned Kinglet	3.02%
131.	Loggerhead Shrike	3.00%
132.	Tree Swallow	2.90%
133.	Chipping Sparrow	2.87%
134.	Black Oystercatcher	2.85%
135.	Pelagic Cormorant	2.84%
136.	Vaux's Swift	2.77%
137.	Lark Sparrow	2.75%
138.	Sanderling	2.67%
139.	Wild Turkey	2.66%
140.	Hooded Oriole	2.65%
141.	Wood Duck	2.41%
142.	Virginia Rail	2.40%
143.	Common Murre	2.40%
144.	American Wigeon	2.36%
145.	Sora	2.36%

146.	Purple Finch	2.30%
147.	Lazuli Bunting	2.25%
148.	Lesser Yellowlegs	2.19%
149.	Swainson's Thrush	2.18%
150.	Clark's Grebe	2.09%
151.	Nashville Warbler	2.07%
152.	MacGillivray's Warbler	2.04%
153.	Black-chinned Hummingbird	2.04%
154.	Sooty Shearwater	2.03%
155.	Common Gallinule	1.98%
156.	Horned Lark	1.95%
157.	Short-billed Dowitcher	1.90%
158.	White-throated Swift	1.87%
159.	Sharp-shinned Hawk	1.84%
160.	Pacific Wren	1.81%
161.	Pectoral Sandpiper	1.80%
162.	Common Merganser	1.73%
163.	Western Kingbird	1.67%
164.	Cliff Swallow	1.64%
165.	Yellow-billed Magpie	1.61%
166.	Northern Rough-winged Swallow	1.58%
167.	Phainopepla	1.57%
168.	Barn Owl	1.57%
169.	Snowy Plover	1.52%
170.	Rock Wren	1.51%

171.	Surf Scoter	1.48%
172.	Pine Siskin	1.46%
173.	Hermit Thrush	1.42%
174.	Rufous Hummingbird	1.35%
175.	Hermit Warbler	1.35%
176.	Pink-footed Shearwater	1.32%
177.	Royal Tern	1.30%
178.	Costa's Hummingbird	1.28%
179.	Brewer's Sparrow	1.23%
180.	Parasitic Jaeger	1.21%
181.	Black-capped Chickadee	1.19%
182.	Clark's Nutcracker	1.17%
183.	Blue-winged Teal	1.17%
184.	Golden-crowned Kinglet	1.12%
185.	Verdin	1.12%
186.	Greater White-fronted Goose	1.12%
187.	American Pipit	1.12%
188.	Common Loon	1.06%
189.	Baird's Sandpiper	1.05%
190.	Red-breasted Sapsucker	1.05%
191.	Yellow-headed Blackbird	1.04%
192.	Cassin's Vireo	0.9895%
193.	Wandering Tattler	0.9811%
194.	Tricolored Blackbird	0.9797%
195.	Greater Roadrunner	0.9727%

196.	Ruddy Turnstone	0.9694%
197.	Wilson's Phalarope	0.9610%
198.	Swainson's Hawk	0.9428%
199.	Pileated Woodpecker	0.9397%
200.	Bullock's Oriole	0.9346%
201.	White-headed Woodpecker	0.9044%
202.	Wilson's Snipe	0.8792%
203.	Surfbird	0.8355%
204.	Red-masked Parakeet	0.8274%
205.	Common Tern	0.8005%
206.	Olive-sided Flycatcher	0.8002%
207.	Rufous-crowned Sparrow	0.7963%
208.	Rhinoceros Auklet	0.7923%
209.	Bell's Sparrow	0.7828%
210.	Merlin	0.7797%
211.	Green-tailed Towhee	0.7761%
212.	Pomarine Jaeger	0.7744%
213.	Golden Eagle	0.7685%
214.	Vesper Sparrow	0.7590%
215.	Black Skimmer	0.7540%
216.	California Gnatcatcher	0.7349%
217.	Lawrence's Goldfinch	0.7324%
218.	American Redstart	0.7159%
219.	Ash-throated Flycatcher	0.7145%
220.	Pacific Loon	0.7058%

221.	Vermilion Flycatcher	0.6901%
222.	Black-vented Shearwater	0.6820%
223.	Glaucous-winged Gull	0.6767%
224.	Red-crowned Parrot	0.6747%
225.	Sandhill Crane	0.6593%
226.	Bald Eagle	0.6501%
227.	Chestnut-sided Warbler	0.6386%
228.	Sabine's Gull	0.6347%
229.	Dunlin	0.6254%
230.	Ridgway's Rail	0.6139%
231.	Blackpoll Warbler	0.6081%
232.	Yellow-breasted Chat	0.6064%
233.	Lewis's Woodpecker	0.5983%
234.	Red Knot	0.5873%
235.	Black-throated Sparrow	0.5823%
236.	Solitary Sandpiper	0.5773%
237.	Pigeon Guillemot	0.5770%
238.	Red-throated Loon	0.5761%
239.	Tennessee Warbler	0.5585%
240.	Ring-necked Duck	0.5509%
241.	Cassin's Auklet	0.5509%
242.	Western Cattle Egret	0.5509%
243.	Northern Waterthrush	0.5501%
244.	Black-footed Albatross	0.5313%
245.	Cactus Wren	0.5215%

246.	Black-billed Magpie	0.5179%
247.	Townsend's Solitaire	0.5142%
248.	Clay-colored Sparrow	0.5081%
249.	Redhead	0.4943%
250.	Buller's Shearwater	0.4904%
251.	Western Screech-Owl	0.4829%
252.	White-winged Dove	0.4826%
253.	Red Phalarope	0.4795%
254.	Reddish Egret	0.4661%
255.	Canyon Wren	0.4619%
256.	Ladder-backed Woodpecker	0.4599%
257.	Blue Grosbeak	0.4557%
258.	Prairie Falcon	0.4554%
259.	Ring-necked Pheasant	0.4540%
260.	Yellow-crowned Night Heron	0.4529%
261.	Bell's Vireo	0.4459%
262.	Black-and-white Warbler	0.4375%
263.	Herring Gull	0.4369%
264.	Red Crossbill	0.4324%
265.	Cassin's Finch	0.4319%
266.	Gambel's Quail	0.4288%
267.	Common Ground Dove	0.4235%
268.	Ashy Storm-Petrel	0.4207%
269.	Black Storm-Petrel	0.4126%
270.	Little Blue Heron	0.4072%

271.	Burrowing Owl	0.4047%
272.	Mitred Parakeet	0.4014%
273.	Northern Fulmar	0.3991%
274.	Mountain Quail	0.3764%
275.	Yellow-chevroned Parakeet	0.3711%
276.	Bufflehead	0.3442%
277.	Long-tailed Jaeger	0.3406%
278.	Brant	0.3336%
279.	Red-whiskered Bulbul	0.3302%
280.	Blackburnian Warbler	0.3171%
281.	Summer Tanager	0.3140%
282.	Bank Swallow	0.3070%
283.	Mountain Bluebird	0.3056%
284.	Bonaparte's Gull	0.2972%
285.	Virginia's Warbler	0.2932%
286.	Pinyon Jay	0.2899%
287.	Black-tailed Gnatcatcher	0.2876%
288.	Black Tern	0.2846%
289.	American Dipper	0.2846%
290.	American Bittern	0.2770%
291.	Arctic Tern	0.2711%
292.	Sage Thrasher	0.2610%
293.	Northern Pygmy-Owl	0.2571%
294.	Abert's Towhee	0.2546%
295.	Greater Scaup	0.2487%

296.	Lesser Scaup	0.2479%
297.	Least Bittern	0.2467%
298.	Gray Flycatcher	0.2397%
299.	Cackling Goose	0.2375%
300.	Ruff	0.2336%
301.	Bobolink	0.2319%
302.	South Polar Skua	0.2297%
303.	Tufted Puffin	0.2134%
304.	Stilt Sandpiper	0.2067%
305.	Common Poorwill	0.2059%
306.	California Condor	0.2036%
307.	Pacific Golden-Plover	0.2025%
308.	Red-breasted Merganser	0.1952%
309.	Williamson's Sapsucker	0.1933%
310.	Hammond's Flycatcher	0.1868%
311.	Tropical Kingbird	0.1865%
312.	Snow Goose	0.1818%
313.	Chukar	0.1801%
314.	Marbled Murrelet	0.1748%
315.	Lucy's Warbler	0.1745%
316.	Palm Warbler	0.1739%
317.	Lesser Nighthawk	0.1723%
318.	Broad-winged Hawk	0.1714%
319.	Prairie Warbler	0.1711%
320.	Brown Booby	0.1708%

321.	Canvasback	0.1694%
322.	Hooded Merganser	0.1686%
323.	Eastern Kingbird	0.1686%
324.	Dusky Flycatcher	0.1669%
325.	Yellow-footed Gull	0.1636%
326.	Canada Warbler	0.1627%
327.	Painted Bunting	0.1622%
328.	Rose-breasted Grosbeak	0.1596%
329.	LeConte's Thrasher	0.1568%
330.	Northern Parula	0.1560%
331.	Magnolia Warbler	0.1555%
332.	Horned Grebe	0.1515%
333.	Evening Grosbeak	0.1440%
334.	Ferruginous Hawk	0.1431%
335.	Red-necked Grebe	0.1386%
336.	Blue-footed Booby	0.1358%
337.	Purple Martin	0.1330%
338.	Nanday Parakeet	0.1319%
339.	Yellow-green Vireo	0.1308%
340.	Leach's Storm-Petrel	0.1297%
341.	Least Flycatcher	0.1277%
342.	Prothonotary Warbler	0.1272%
343.	Orchard Oriole	0.1244%
344.	White-winged Scoter	0.1224%
345.	Sooty Grouse	0.1213%

346.	Spotted Dove	0.1199%
347.	Neotropic Cormorant	0.1190%
348.	Dickcissel	0.1190%
349.	Buff-breasted Sandpiper	0.1160%
350.	Ovenbird	0.1154%
351.	Red-naped Sapsucker	0.1123%
352.	Island Scrub-Jay	0.1112%
353.	Laughing Gull	0.1076%
354.	Semipalmated Sandpiper	0.1064%
355.	Lark Bunting	0.1062%
356.	Ross's Goose	0.1028%
357.	Northern Saw-whet Owl	0.1008%
358.	Plumbeous Vireo	0.1008%
359.	Red-eyed Vireo	0.0922%
360.	Least Tern	0.0908%
361.	Canada Jay	0.0908%
362.	Varied Thrush	0.0888%
363.	Northern Gannet	0.0877%
364.	Sagebrush Sparrow	0.0871%
365.	Indigo Bunting	0.0854%
366.	Common Goldeneye	0.0852%
367.	Black-backed Woodpecker	0.0840%
368.	Inca Dove	0.0807%
369.	Least Storm-Petrel	0.0804%
370.	Bay-breasted Warbler	0.0798%

371.	Short-billed Gull	0.0790%
372.	White-throated Sparrow	0.0762%
373.	American Golden-Plover	0.0751%
374.	Wilson's Storm-Petrel	0.0739%
375.	Flesh-footed Shearwater	0.0711%
376.	Fork-tailed Storm-Petrel	0.0709%
377.	Grasshopper Sparrow	0.0695%
378.	Woodhouse's Scrub-Jay	0.0669%
379.	Franklin's Gull	0.0655%
380.	Harlequin Duck	0.0641%
381.	Lilac-crowned Parrot	0.0641%
382.	Gila Woodpecker	0.0633%
383.	American Goshawk	0.0608%
384.	Bar-tailed Godwit	0.0588%
385.	Philadelphia Vireo	0.0583%
386.	Long-eared Owl	0.0580%
387.	Spotted Owl	0.0524%
388.	Gray Catbird	0.0498%
389.	Mourning Warbler	0.0493%
390.	Common Nighthawk	0.0487%
391.	Scripps's Murrelet	0.0482%
392.	Curlew Sandpiper	0.0476%
393.	Calliope Hummingbird	0.0473%
394.	Craveri's Murrelet	0.0462%
395.	Red-footed Booby	0.0454%

396.	Siberian Sand-Plover	0.0437%
397.	Cape May Warbler	0.0434%
398.	Black Swift	0.0431%
399.	White-eyed Vireo	0.0426%
400.	Lapland Longspur	0.0426%
401.	Baltimore Oriole	0.0420%
402.	Ruby-throated Hummingbird	0.0417%
403.	Hooded Warbler	0.0364%
404.	Black-throated Green Warbler	0.0361%
405.	Manx Shearwater	0.0356%
406.	Painted Redstart	0.0356%
407.	Eastern Yellow Wagtail	0.0347%
408.	Juniper Titmouse	0.0344%
409.	Eurasian Wigeon	0.0336%
410.	Hudsonian Godwit	0.0336%
411.	Gray-crowned Rosy-Finch	0.0336%
412.	Laysan Albatross	0.0311%
413.	Dusky Warbler	0.0308%
414.	Greater Sage-Grouse	0.0302%
415.	Pine Grosbeak	0.0302%
416.	Crissal Thrasher	0.0300%
417.	Black Scoter	0.0297%
418.	Common Ringed Plover	0.0286%
419.	Great Crested Flycatcher	0.0283%
420.	Blue-headed Vireo	0.0277%

421.	Red-billed Tropicbird	0.0269%
422.	Black-throated Blue Warbler	0.0263%
423.	Short-tailed Shearwater	0.0260%
424.	Red-throated Pipit	0.0260%
425.	Yellow-throated Vireo	0.0258%
426.	Short-eared Owl	0.0249%
427.	Black Rail	0.0244%
428.	Red-faced Warbler	0.0244%
429.	American Oystercatcher	0.0238%
430.	Sharp-tailed Sandpiper	0.0238%
431.	Townsend's Storm-Petrel	0.0235%
432.	Connecticut Warbler	0.0230%
433.	Guadalupe Murrelet	0.0218%
434.	Common Cuckoo	0.0216%
435.	Sulphur-bellied Flycatcher	0.0216%
436.	Louisiana Waterthrush	0.0216%
437.	Scott's Oriole	0.0213%
438.	Nazca Booby	0.0207%
439.	Zone-tailed Hawk	0.0204%
440.	Brown Thrasher	0.0204%
441.	Wood Sandpiper	0.0191%
442.	Yellow-bellied Flycatcher	0.0191%
443.	Kentucky Warbler	0.0188%
444.	Chestnut-collared Longspur	0.0182%
445.	Black-chinned Sparrow	0.0182%

446.	Tundra Swan	0.0179%
447.	Grace's Warbler	0.0174%
448.	Tricolored Heron	0.0168%
449.	Magnificent Frigatebird	0.0162%
450.	Long-tailed Duck	0.0157%
451.	Broad-billed Hummingbird	0.0157%
452.	Barred Owl	0.0157%
453.	Great Gray Owl	0.0148%
454.	Golden-winged Warbler	0.0134%
455.	Yellow-throated Warbler	0.0134%
456.	Tundra Bean-Goose	0.0132%
457.	Purple Gallinule	0.0132%
458.	Eastern Wood-Pewee	0.0132%
459.	Chimney Swift	0.0129%
460.	Gull-billed Tern	0.0126%
461.	Masked Booby	0.0126%
462.	Harris's Hawk	0.0126%
463.	Cook's Petrel	0.0118%
464.	Swallow-tailed Gull	0.0112%
465.	White Ibis	0.0112%
466.	Northern Wheatear	0.0112%
467.	Common Greenshank	0.0109%
468.	Crested Caracara	0.0109%
469.	White Wagtail	0.0106%
470.	Little Stint	0.0101%

471.	Wood Stork	0.0101%
472.	Blue-winged Warbler	0.0092%
473.	Broad-tailed Hummingbird	0.0090%
474.	Scarlet Tanager	0.0090%
475.	Ruffed Grouse	0.0087%
476.	Wood Thrush	0.0087%
477.	Scissor-tailed Flycatcher	0.0084%
478.	Lesser Black-backed Gull	0.0073%
479.	Swamp Sparrow	0.0070%
480.	Red-necked Stint	0.0062%
481.	Eastern Phoebe	0.0053%
482.	Gray-cheeked Thrush	0.0050%
483.	Nelson's Sparrow	0.0050%
484.	White-tailed Ptarmigan	0.0048%
485.	Yellow-billed Loon	0.0048%
486.	Worm-eating Warbler	0.0048%
487.	Little Gull	0.0045%
488.	Gray Vireo	0.0045%
489.	Common Crane	0.0042%
490.	Upland Sandpiper	0.0042%
491.	Ancient Murrelet	0.0042%
492.	Greater Pewee	0.0042%
493.	Mountain Plover	0.0039%
494.	Hawaiian Petrel	0.0039%
495.	Flammulated Owl	0.0039%






496.	Black-legged Kittiwake	0.0036%
497.	Arctic Loon	0.0036%
498.	Rough-legged Hawk	0.0036%
499.	Cassin's Sparrow	0.0036%
500.	Thick-billed Murre	0.0034%
501.	Roseate Spoonbill	0.0034%
502.	Black Vulture	0.0034%
503.	Iceland Gull	0.0031%
504.	Yellow-billed Cuckoo	0.0028%
505.	Little Curlew	0.0028%
506.	Short-tailed Albatross	0.0028%
507.	Fulvous Whistling-Duck	0.0025%
508.	White-winged Tern	0.0022%
509.	Mexican Duck	0.0020%
510.	Wilson's Plover	0.0020%
511.	Great Shearwater	0.0020%
512.	Alder Flycatcher	0.0020%
513.	Bendire's Thrasher	0.0020%
514.	Baird's Sparrow	0.0020%
515.	Yellow-bellied Sapsucker	0.0017%
516.	Curve-billed Thrasher	0.0017%
517.	Garganey	0.0014%
518.	Ruddy Ground Dove	0.0014%
519.	Black-billed Cuckoo	0.0014%
520.	Terek Sandpiper	0.0014%

521.	White-rumped Sandpiper	0.0014%
522.	Horned Puffin	0.0014%
523.	Streaked Shearwater	0.0014%
524.	Brown-crested Flycatcher	0.0014%
525.	Black-bellied Whistling-Duck	0.0011%
526.	King Eider	0.0011%
527.	Barrow's Goldeneye	0.0011%
528.	Blue-throated Mountain-gem	0.0011%
529.	Glaucous Gull	0.0011%
530.	Mississippi Kite	0.0011%
531.	Brown Shrike	0.0011%
532.	Arctic Warbler	0.0011%
533.	Sprague's Pipit	0.0011%
534.	Mexican Whip-poor-will	0.0008%
535.	Eurasian Dotterel	0.0008%
536.	White-chinned Petrel	0.0008%
537.	Gilded Flicker	0.0008%
538.	Fork-tailed Flycatcher	0.0008%
539.	Veery	0.0008%
540.	Common Rosefinch	0.0008%
541.	Smith's Longspur	0.0008%
542.	Red-tailed Tropicbird	0.0006%
543.	Wedge-rumped Storm-Petrel	0.0006%
544.	Gray-faced Petrel	0.0006%
545.	Murphy's Petrel	0.0006%

546.	Wedge-tailed Shearwater	0.0006%
547.	Common Grackle	0.0006%
548.	Emperor Goose	0.0003%
549.	Groove-billed Ani	0.0003%
550.	Violet-crowned Hummingbird	0.0003%
551.	Parakeet Auklet	0.0003%
552.	Slaty-backed Gull	0.0003%
553.	Kermadec Petrel	0.0003%
554.	Cory's Shearwater	0.0003%
555.	Common Black Hawk	0.0003%
556.	Eurasian Wryneck	0.0003%
557.	Small-billed Elaenia	0.0003%
558.	Bluethroat	0.0003%
559.	Harris's Sparrow	0.0003%
560.	Bronzed Cowbird	0.0003%
561.	Rusty Blackbird	0.0003%
562.	Trumpeter Swan	0.0000%
563.	Falcated Duck	0.0000%
564.	Sharp-tailed Grouse	0.0000%
565.	Piping Plover	0.0000%
566.	Bristle-thighed Curlew	0.0000%
567.	Spotted Redshank	0.0000%
568.	Long-toed Stint	0.0000%
569.	Rock Sandpiper	0.0000%
570.	Long-billed Murrelet	0.0000%

571.	Black-headed Gull	0.0000%
572.	Belcher's Gull	0.0000%
573.	Sooty Tern	0.0000%
574.	Glossy Ibis	0.0000%
575.	Elf Owl	0.0000%
576.	Red-headed Woodpecker	0.0000%
577.	Northern Shrike	0.0000%
578.	Blue Jay	0.0000%
579.	Lanceolated Warbler	0.0000%
580.	Bohemian Waxwing	0.0000%
581.	Olive-backed Pipit	0.0000%
582.	White-winged Crossbill	0.0000%
583.	Little Bunting	0.0000%
584.	American Tree Sparrow	0.0000%
585.	LeConte's Sparrow	0.0000%
586.	Streak-backed Oriole	0.0000%
587.	Golden-cheeked Warbler	0.0000%
588.	Pyrrhuloxia	0.0000%

EXOTIC: PROVISIONAL

589.	Pin-tailed Whydah	1.22% frequency 
590.	Swinhoe's White-eye	1.04% 
591.	Egyptian Goose	0.6784% 
592.	Mute Swan	0.5375% 
593.	Northern Red Bishop	0.4019% 
594.	Indian Peafowl	0.1173%

595.	Yellow-headed Parrot	0.0577%
596.	Rose-ringed Parakeet	0.0328%
597.	Red-lored Parrot	0.0137%
598.	Blue-crowned Parakeet	0.0129%
599.	Northern Cardinal	0.0087%
600.	Monk Parakeet	0.0025%
601.	Mandarin Duck	0.0020%
602.	Burrowing Parakeet	0.0020%
603.	Demoiselle Crane	0.0003%
604.	Eurasian Tree Sparrow	0.0003%

EXOTIC: ESCAPEE

	Muscovy Duck	0.4526% frequency
	Graylag Goose	0.2672%
	Swan Goose	0.1414%
	Orange-cheeked Waxbill	0.1286%
	Bronze Mannikin	0.0692%
	Black-throated Magpie-Jay	0.0440%
	European Goldfinch	0.0322%
	Budgerigar	0.0233%
	Zebra Finch	0.0123%
	Red Junglefowl	0.0076%
	Yellow-fronted Canary	0.0076%
	Helmeted Guineafowl	0.0073%
	Cockatiel	0.0062%
	Chilean Flamingo	0.0059%

Yellow-crowned Bishop	0.0045%
American Flamingo	0.0042%
Orange-fronted Parakeet	0.0039%
Rosy-faced Lovebird	0.0036%
Black-rumped Waxbill	0.0036%
Lesser Flamingo	0.0031%
Fischer's Lovebird	0.0025%
Black-headed Weaver	0.0025%
Cinnamon-rumped Seedeater	0.0025%
White-winged Parakeet	0.0022%
Black Swan	0.0020%
African Collared-Dove	0.0017%
Zebra Dove	0.0017%
Red-cheeked Cordonbleu	0.0017%
Japanese Quail	0.0011%
Common Quail	0.0008%
Gray Crowned-Crane	0.0008%
Ringed Teal	0.0006%
Black Francolin	0.0006%
Turquoise-fronted Parrot	0.0006%
White-fronted Parrot	0.0006%
Maroon-bellied Parakeet	0.0006%
Common Hill Myna	0.0006%
Village Weaver	0.0006%
Red-billed Firefinch	0.0006%

Broad-tailed Paradise-Whydah	0.0006%
Island Canary	0.0006%
Venezuelan Troupial	0.0006%
Emu	0.0003%
Hawaiian Goose	0.0003%
Red-breasted Goose	0.0003%
Ruddy Shelduck	0.0003%
Chiloe Wigeon	0.0003%
Northern Bobwhite	0.0003%
Savanna Hawk	0.0003%
Sulphur-crested Cockatoo	0.0003%
Bourke's Parrot	0.0003%
Scaly-headed Parrot	0.0003%
Yellow-crowned Parrot	0.0003%
Southern Masked-Weaver	0.0003%
Zanzibar Red Bishop	0.0003%
Black-winged Bishop	0.0003%
Indian Silverbill	0.0003%
Tricolored Munia	0.0003%
Zebra Waxbill	0.0003%
Green-winged Pytilia	0.0003%
Blue Dacnis	0.0003%
Bar-headed Goose	0.0000%
Barnacle Goose	0.0000%
Greater Flamingo	0.0000%

Spur-winged Lapwing	0.0000%
Yellow-collared Lovebird	0.0000%
Hyacinth Macaw	0.0000%
Military Macaw	0.0000%
Great Tit	0.0000%
Vinous-throated Parrotbill	0.0000%
Common Myna	0.0000%
Golden-fronted Leafbird	0.0000%
Red-browed Firetail	0.0000%
Double-barred Finch	0.0000%
White-rumped Munia	0.0000%
Chestnut Munia	0.0000%
White-headed Munia	0.0000%
Gouldian Finch	0.0000%
Cut-throat	0.0000%
Sudan Golden Sparrow	0.0000%
Grassland Yellow-Finch	0.0000%
Whooper Swan	0.0000%

HYBRIDS

Western x Glaucous-winged Gull (hybrid)	0.2143% frequency
Domestic goose sp. x Canada Goose (hybrid)	0.0703%
American x Black Oystercatcher (hybrid)	0.0221%
Townsend's x Hermit Warbler (hybrid)	0.0134%
Red-naped x Red-breasted Sapsucker (hybrid)	0.0123%

Graylag x Swan Goose (hybrid)	0.0118%
Muscovy Duck x Mallard (hybrid)	0.0118%
Graylag x Canada Goose (hybrid)	0.0090%
Western x Clark's Grebe (hybrid)	0.0081%
Nuttall's x Ladder-backed Woodpecker (hybrid)	0.0059%
Herring x Glaucous-winged Gull (hybrid)	0.0045%
Common Black x Red-shouldered Hawk (hybrid)	0.0039%
Gadwall x Mallard (hybrid)	0.0036%
Anna's Hummingbird x Selasphorus sp. (hybrid)	0.0036%
Swan Goose x Canada Goose (hybrid)	0.0031%
Greater White-fronted x Canada Goose (hybrid)	0.0031%
Downy x Nuttall's Woodpecker (hybrid)	0.0028%
Anna's x Costa's Hummingbird (hybrid)	0.0022%
Snow x Ross's Goose (hybrid)	0.0020%
California x Gambel's Quail (hybrid)	0.0017%
Eurasian x American Wigeon (hybrid)	0.0011%
Mallard x Mexican Duck (hybrid)	0.0011%
Anna's x Allen's Hummingbird (hybrid)	0.0011%
Brown x Blue-footed Booby (hybrid)	0.0008%
Philadelphia x Red-eyed Vireo (hybrid)	0.0008%
Yellow-breasted Chat x new world oriole sp. (hybrid)	0.0008%
American Redstart x Yellow Warbler (hybrid)	0.0008%
Yellow-crowned x Black-crowned Night Heron (hybrid)	0.0006%

Golden-winged x Blue-winged Warbler (hybrid)	0.0006%
Lazuli x Indigo Bunting (hybrid)	0.0006%
Greater White-fronted x Cackling Goose (hybrid)	0.0003%
Anna's x Rufous Hummingbird (hybrid)	0.0003%
Downy x Hairy Woodpecker (hybrid)	0.0003%
Red-crowned x Lilac-crowned Parrot (hybrid)	0.0003%
California x Crissal Thrasher (hybrid)	0.0003%
MacGillivray's Warbler x Common Yellowthroat (hybrid)	0.0003%
Yellow-rumped x Townsend's Warbler (hybrid)	0.0003%
Black-throated Gray x Hermit Warbler (hybrid)	0.0003%
Townsend's x Black-throated Green Warbler (hybrid)	0.0003%
Rose-breasted x Black-headed Grosbeak (hybrid)	0.0003%
Wood Duck x Mallard (hybrid)	0.0000%
Ring-necked Duck x Greater Scaup (hybrid)	0.0000%
Great Knot x Surfbird (hybrid)	0.0000%
White-crowned x White-throated Sparrow (hybrid)	0.0000%
Common Yellowthroat x Yellow Warbler (hybrid)	0.0000%
Fischer's x Yellow-collared Lovebird (hybrid)	0.0000%
Barnacle x Canada Goose (hybrid)	0.0000%